

# iPWC



The Workplace Specialists




## WORKPLACE STRATEGY & DESIGN

- Space planning and test fits
- Utilisation studies
- Existing office reviews
- Proprietary analytics platforms



## REAL ESTATE STRATEGY

- Hybrid space reductions
- Existing office review
- Hub & spoke strategies
- Business case support



## WORKPLACE CHANGE MANAGEMENT

- Hybrid working guides
- Change roadmap
- Proprietary assessment tool
- Leadership skills

We specialise in the design and implementation of workplace solutions which deliver innovative and effective environments within an overall property strategy, that is aligned to your business needs.



# CORE SERVICES



## REAL ESTATE STRATEGY

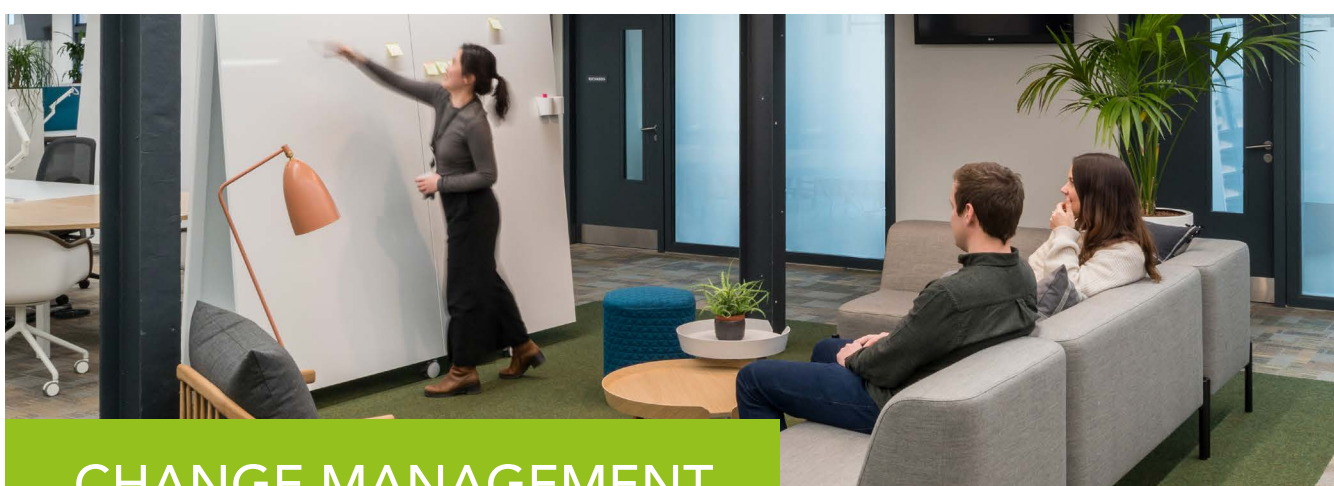
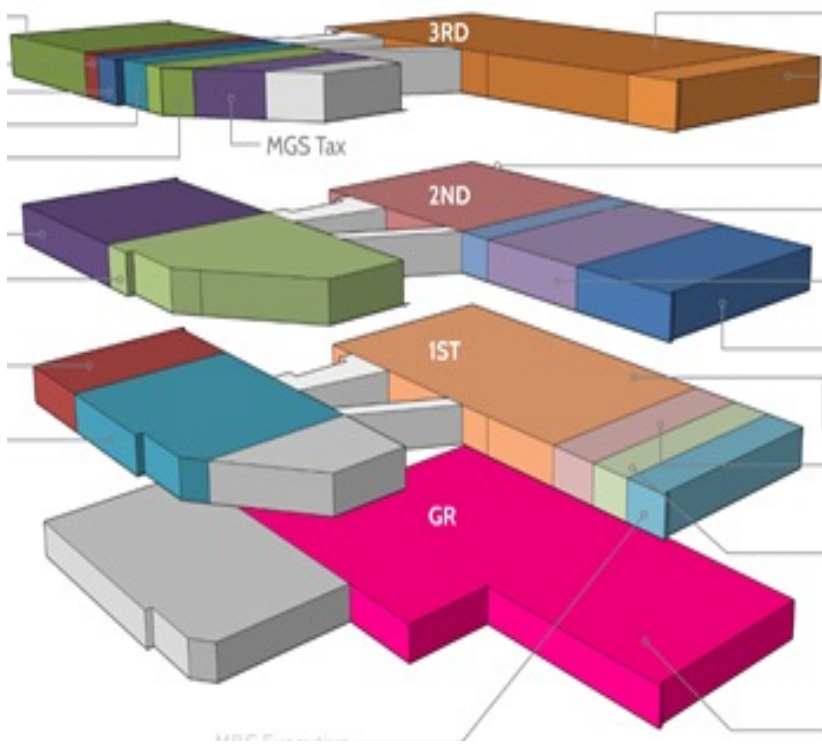
### Optimising and aligning real estate with business needs.

Trends in office design and ways of working has long influenced real estate footprints. As the purpose of the office begins to shift, there is likely to be a fundamental change in how much space is needed, where it should be located, and the occupation model (own, lease, flex space or coworking).

While there are many options in the headlines, it is important that your approach supports the long-term future of your business. With so much change, what metrics should be the basis of your decisions?

An impartial, bespoke, business led analysis of your real estate needs is essential. With the potential for significant savings, this step is more important than ever.

This is where we come in. iPWC supports organisations using our time-tested methodology to ensure your real estate strategy is right-sized.



## CHANGE MANAGEMENT

### Guiding your people through important workplace changes.

It is no surprise that change of any size creates uncertainty within organisations. Thoughtful, human-centric approaches to managing change have become more important than ever for organisations of all sizes, especially those that are large-scale.

In organisations, even minor shifts can create significant ripples across the entire organisation, for better or worse. The health of your organisation hinges on your ability to engage and guide your people through changes.

iPWC believes workplace change management is key to ensuring your intentions for future ways of working are successfully achieved through people and place. Our approach enhances employee buy-in, encourages optimal utilisation, and reduces human resource challenges.

We work to ensure your people, and developing systems are supported as your organisation shifts to the future way of working uncovered through our Workplace Strategy process.

Together we can ensure employees are engaged and guided through the change to the new way of working and equipped to excel at their roles.



## WORKPLACE STRATEGY

### Enhancing your workplace flexibility for hybrid working.

There are many good reasons why the office is still an essential part of an organisation. When well-executed, it is the beating heart of the business, a place for community and collaboration. As technology has enabled a major shift in the way work can be done, flexible workplaces are taking centre stage in order to keep offices relevant and useful for businesses.

When facilities do not support the needs of employees, organisations are missing key benefits. A functional, purpose-built workplace strategy maximizes the performance of your employees and becomes a destination that compels utilisation.

Our proven process takes the guesswork out of workplace design, utilising data from deep engagement to ensure your path forward fits your organisations unique needs.



We specialise in the design and implementation of workplace solutions which deliver innovative and effective environments within an overall property strategy, that is aligned to your business needs.

## OUR TEAM

We pride ourselves on customer service, resulting in ongoing client partnerships. Working across a broad range of sectors with many recognisable brands, we've built an enviable track record.

Our tenure in the industry speaks for itself, with more than 50 years combined consulting experience, in addition to over 35 years on the client side.



**Mark Bradshaw**  
Technical Director

Mark's skills are in the development of property and workplace solutions for large organisations, providing a leading role in the delivery of rationalisation and change activities.

07824 472 893  
mark.bradshaw@ipwc.co.uk